

Apple LMI Audio App Guide:

1. To install the App click this LMI logo to go to the 'LMI Audio Programs' App, In the App Store. Alternatively use the App Store to search for "LMI Audio Programs" and download the free App. Once downloaded open the App on your device and the login page will appear.



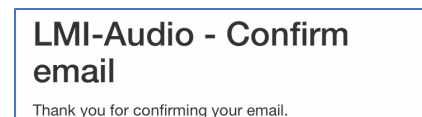
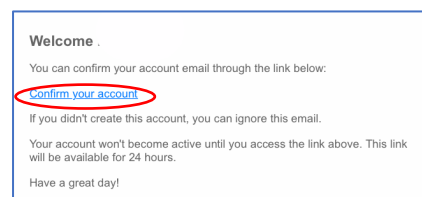
2. If this is your first time using the App you will need to setup an account. Click on the green '**Create new account**' button. Complete the information requested and create a password. Your password must be at least 5 characters long and contain one uppercase letter, lowercase letter, number, and symbol: (Ex@mp2).

A screenshot of the LMI Audio app's login screen. It has a header with the LMI Audio logo. Below are input fields for "Email" and "Password". There are three buttons: "Log in" (blue), "Create new account" (green, circled in red), and "Forgot password?" (grey).

3. After completing your password tick the reCAPTCHA box and follow the onscreen prompts. Then submit your form by tapping submit.

A screenshot of the LMI Audio app's password creation screen. It has input fields for "Password" and "Confirm Password". Below these is a reCAPTCHA box with a checkbox labeled "I'm not a robot" (circled in red) and a "reCAPTCHA" logo. At the bottom is a blue "Submit" button.


4. A confirmation email will be sent to the email address you provided. Please open the email and click the "confirm your email" link to confirm your email and verify your account. Once confirmed, open the App again and enter your email address and password then tap the log in button.



How To Download Your Audio Files:

Once logged in the home page of the App will open.

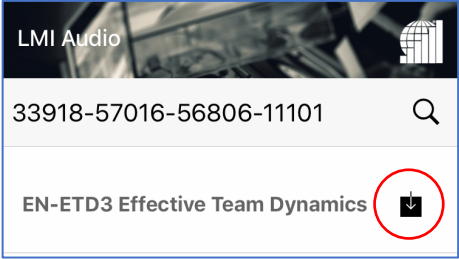
1. Navigate to the search page by tapping the large yellow (+) icon or the list/files icon at the bottom of the page.



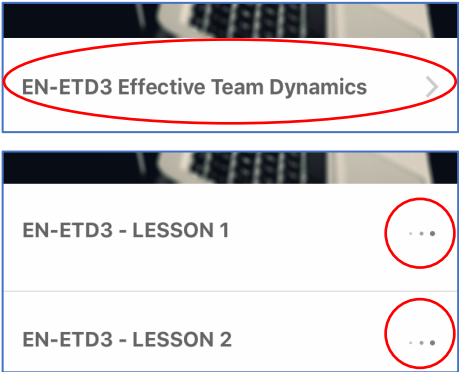
2. Type in the serial number printed on the License Certificate issued with your program. Please include the hyphens/dashes. Then tap the search icon.



3. The name of your programme will appear once matched with your license key. To the right of the name is a download icon. Tap the icon to start your download and redirect back to the home screen.



4. Your programme will now show on the home screen. Tap the name to open the lesson files. The three dots next to each lesson indicate download in progress and will disappear when complete. Please allow the downloads to complete before continuing to use your device or closing the App.



After the download is complete the home screen will have a simple media player layout for you to use to listen to your lessons.

